

Drivers Education Pre-test


1. At what age may you receive an instruction permit if you are enrolled in an approved drivers education class.
 - a. 17
 - b. 18
 - c. 15
 - d. 14
2. You may use a drivers permit when an adult instructor is sitting beside you, with one of your parents or legal guardian or
 - a. An adult 21 years or older with 1 year driving experience
 - b. A person 18 years or older and 1 year driving
 - c. A person between the ages of 16 and 17
3. If your name changes or an address change, you must notify the secretary of state with in:
 - a. 5 days
 - b. 10 days
 - c. 15 days
 - d. 20 days
4. True or False. It is required in Illinois to have insurance.
 - a. True
 - b. False
5. True or False. If you wear corrective lenses or contact lenses, you do not need to wear them every time you get behind the wheel
 - a. True
 - b. False
6. True or False. You may commit 1 moving traffic violation during the driving portion of the test.
 - a. True
 - b. False
7. True or False. All drivers in Illinois must wear seatbelts
 - a. True
 - b. False
8. Drivers under the age of 18 are limited to _____ number of passengers for the first 6 months unless transporting immediate family.
 - a. 2
 - b. 3
 - c. 1

9. True or False. A child under the age of 8 must be secured by an approved child restraint system
- a. True
 - b. False
10. The maximum speed limit in Illinois is ?
- a. 55mph
 - b. 65mph
 - c. 75mph
11. In school zones, the speed limit is?
- a. 15mph
 - b. 20mph
 - c. 25mph
12. To yield means a driver:
- a. Speeds up
 - b. Gives the right of way
 - c. Takes the right of way
13. When a police or emergency vehicle are using sirens or flashing lights, the driver must pull to the _____ side of the road and stop if necessary.
- a. Left
 - b. Right
 - c. Center
14. True or False: During a funeral procession, cars following the lead car may follow the lead car after cautiously crossing without stopping.
- a. True
 - b. False
15. Headlights are required to be on when:
- a. Dusk to dawn
 - b. Windshield wipers are needed
 - c. Poor visibility
 - d. All the above
16. The following picture represents what type of lane marking



- a. Passing allowed
- b. No passing zone
- c. Passing only on the right

17. The white line pictured below represents?













- a. Passing Zone
 - b. Passing on the right**
 - c. Shoulder marking
18. True or False. You may pass a stopped school bus when its lights are flashing
- a. True
 - b. False**
19. True or False. You may park in reserved handicapped spots if you have a place card or plate even if the person who was issued the permit is not present
- a. True
 - b. False**
20. All vehicles are required to stop within how many feet of the nearest rail of a railroad crossing when a train is approaching.
- a. Between 15 and 50 feet**
 - b. Between 5 and 10 feet
 - c. 10 feet
21. It is permissible to pass on a two lane, two way road way within 100 feet of an intersection or railroad crossing.
- a. True
 - b. False**
22. If your car begins to hydroplane you should:
- a. Speed up
 - b. Brake hard
 - c. Let off the accelerator**
23. As a vehicle speed increases, stopping distance:
- a. Increases**
 - b. Decreases
 - c. Is not affected
24. It is permissible to make a right hand turn against a red signal light after stopping and yielding to other vehicles and pedestrians.
- a. True**
 - b. False
 - c.

25. What should drivers do when approaching a construction area?
- Increase their speed to get out of the way
 - Slow down and yield the right of way
 - Honk their horn several times to alert individuals working in the area of presence.
26. In construction zones and school zones (when children are present) it is permissible to use a cell phone.
- True
 - False
27. Unless authorized to do so, drivers may break into the line of a funeral procession.
- True
 - False
28. What is the penalty for being convicted of illegally passing a stopped school bus?
- 3 month suspension of driving privileges and \$150 fine
 - 60 day suspension of driving privilege
 - \$30 fine and 14 day suspension of driving privilege
29. Slow vehicles should use the right hand lane except when passing or making a left turn.
- True
 - False
30. A green sign on a highway tells the driver:
- Upcoming park or recreation area
 - Distance ,direction, destination
 - Tells the driver about services along the road way
31. When a driver approaches an intersection where the traffic signals are not working, the driver should:
- Come to a complete stop and yield the right of way before entering the intersection
 - If the intersection is clear the driver does not need to stop
 - Drive quickly through the intersection to get out of the way of other vehicles
32. If a police officer is at an intersection directing traffic, a driver does not need to obey the officer, only the traffic signals.
- True
 - False
33. The color yellow is used for which type of sign?
- Construction
 - Regulatory
 - Warning

34. The legal alcohol limit for drivers under the age of 21 is .08%
- a. True
 - b. False
35. Implied consent law means:
- a. You have the right to drive on Illinois roadways
 - b. You automatically consent to certain test following an arrest for DUI
36. Regardless of fault, a crash report must be filed by the driver of a vehicle if the crash involves death, bodily injury or property damage over \$500
- a. True
 - b. False
37. Motorcycles have the same rights and responsibilities as other roadway users
- a. True
 - b. False
38. Bridges may be more dangerous in winter because:
- a. The surface heats up faster
 - b. Ice forms on bridges quicker
 - c. None of the above
39. When driving in adverse weather conditions (fog,rain,snow),what type of headlights should be used?
- a. High beam lights (to see farther ahead)
 - b. Low beam(so water particles do not reflect light back to the driver)
40. When signaling to make a turn in a business district or residential are, a signal must be continuously on for:
- a. 25 feet
 - b. 50 feet
 - c. 100 feet

Match the sign with the correct meaning

<p>41. Stop sign</p> <p>AB</p>	<p>A. </p>
<p>42. No passing Zone</p> <p>AE</p>	<p>B. </p>
<p>43. Speed limit</p> <p>AD</p>	<p>C. </p>
<p>44. Yield</p> <p>B</p>	<p>D. </p>
<p>45. Construction zone</p> <p>AC</p>	<p>AB. </p>
<p>46. Slippery pavement</p> <p>C</p>	<p>AC </p>
<p>47. Reduction in lanes</p> <p>D</p>	<p>AD. </p>
<p>48. Crossroad</p> <p>A</p>	<p>AE. </p>

<p>49. Slow moving Vehicle</p> <p>BD</p>	 <p>BC</p>
<p>50. Do not enter</p> <p>BC</p>	 <p>BD</p>